

MUNGASAJI MAHARAJ MAHAVIDYALAYA DARWHA

Session 2023-24

1.4.1 Institution obtains feedback on the syllabus and its transaction at the institution from the following stakeholders 1) Students 2) Teachers 3) Employers 4) Alumni

Note sheet

Feedback from students about the college was collected by the concerning committee. Total number of the students who responded is 356, 47.8% Arts, 11.2% Commerce, 41% Science students. Following are the responses to the questionnaire for collecting students feedback about the college for year 2023-24

Sr.no.	Question	Excellent	Good	Satisfactory	Unsatisfactory
1.	The green and ecofriendly college campus is	40.4 %	48.0 %	8.4 %	3.2 %
2.	Continuous efforts taken by the college to improve the quality of learning and teaching is	33.1 %	51.1%	13.5 %	2.3%
3.	Programmes taken by the college for providing new opportunities, student exchange, internship etc. to the students.	32.9 %	47.2 %	17.1 %	2.8 %
4.	The overall teaching and mentoring process of the college is	31.7 %	50.3%	12.9 %	5.1 %
5.	The cooperative and helpful staff of the college is	34.3 %	49.7 %	13.8 %	2.2 %
6.	The available prescribed books/reading materials in the library are	43.8 %	40.2 %	12.9 %	3.1 %
7.	Internet facility provided in the campus is	23.0 %	46.6 %	19.4 %	11.0 %
8.	Working condition of the equipment in the labs are	30.1 %	53.4 %	12.6 %	3.9 %
9.	Building / classrooms for disabled persons are	26.7 %	51.7 %	15.7 %	5.9 %
10.	Prescribed curriculum by parent university for present scenario is	25.3 %	51.7 %	20.2 %	2.8 %
11.	Application oriented curriculum is	25.6 %	52.0 %	20.5 %	1.9 %
12.	Theoretical curriculum is	26.1 %	55.3 %	14.6 %	4.0 %
13.	Schedule of lectures provided by the college	38.2 %	46.6 %	11.5 %	3.7 %
14.	How do you rate the % of practical's in the programme	30.9 %	51.7 %	15.2 %	2.2 %

Analysis of teachers feedback is as under


- 1) Overall excellent percentage is varying ---- 23.0 to 43.8 %
- 2) Overall good percentage is varying ----- 40.2 to 55.3 %
- 3) Overall satisfactory percentage is varying ----- 8.4 to 20.5 %
- 4) Overall unsatisfactory percentage is varying ----- 1.9 to 11.0 %

Following are suggestions which were drawn from students feedback.

- 1) High speed Internet facility should be provided in the campus.
- 2) Building / classrooms for disabled persons Should be improved.

Action Taken Report


- 1) The principal accepted the demand of high speed Internet facility and efforts are being taken for the same.
- 2) The principal accepted the demand to improved Building / classrooms for disabled persons.



Principal
Mungasaji Maharaj Mahavidyalaya
Darwha Dist. Yavatmal

Committee Members

1. Prof. Dr. S.V. Chatur
2. Prof. Dr. K.V. Dhawale
3. Prof. Dr. P.H. Bhagwat



Note sheet

Feedback of the teachers regarding the curriculum was collected by the concerning committee. Total number of teachers who responded is 20 (twenty) Professor 35%, Associate Prof. 20%, Assistant Prof. 45% following are the responses to the questionnaire for collecting teachers feedback on curriculum for year 2023-24

Sr. no.	Question	High	Moderate	Poor
1.	The curriculum and syllabus are well organized and suitable to the programme	45.00 %	55.00 %	0.0 %
2.	The learning objectives are clear and appropriate to the programme	55.00 %	40.00%	5.00 %
3.	Provision to update curriculum from time to time	45.00%	55.00%	5.00%
4.	The system followed by the university for the design and development of curriculum is effective	60.00 %	40.00 %	0.0%
5.	The curriculum has good balance between theory and practical	50.00%	50.00%	0.0%
6.	The text books/reference books are well suited to the course.	60.00 %	40.00%	0.0%
7.	How do you rate the distribution of contacts hours among the course components.	70.00 %	25.00%	5.00%
8.	How do you rate the electives offered in relation to the technological advancements.	25.00%	65.00%	10.00%
9.	The college has given me full freedom to adopt new techniques / strategies of teaching such as group discussions, seminars presentations and learners participation	75.00 %	20.00%	5.00%
10.	I have the freedom of to new techniques / strategies of testing and assessment of students.	65.00%	30.00%	5.00%
11.	ICT facilities in the college are adequate and satisfactory.	65.00%	30.00%	5.00%

Analysis of teachers feedback is as under

- 1) Overall high percentage is varying ---- 25.00 to 75.00 %
- 2) Overall moderate percentage is varying ---- 20.00 to 65.00 %
- 3) Overall poor percentage is varying ---- 0.00 to 10.00 %

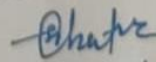

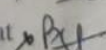
Following are suggestions which can be drawn from teachers feedback.

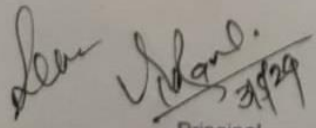
- 1) The electives offered in relation to the technological advancement is not be improved considerably so committee recommends for policy decision.

Action Taken Report

- 1) Some faculty members are working on the Board of Studies in the Parent university. They are working on the curriculum framing as per the New Education Policy.

Committee Members

1. Prof. Dr. S.V. Chatur 
2. Prof. Dr. K.V. Dhawale 
3. Prof. Dr. P.H. Bhagwat 


Principal
Mungsaji Maharaj Mahavidyalaya
Darwaha Dist. Yavatmal

ALUMNI'S FEEDBACK ON CURRICULUM

SESSION – 2023-2024

Alumni Feedback Analysis 2023-24

The college has a long history of establishment, its alumni can be traced into various fields like education, social, political, business industry etc. An alumni feedback is an important source of information for betterment and development of any institution in 2023-24 online alumni feedback was processed and the following conclusions are drawn.

Our alumni are proud to be the students of this college. They are very much thankful to the college for providing quality education at such a rural place. They appreciated the dedicated, friendly, helping and co-operative attitude of the college staff. They showed their indebtedness towards college for the efforts and hard work of the faculty. They admitted that the college played crucial role in shaping their professional, ethical and personal life. Their association with the college not only enabled them to acquire a degree but it also helped them to become good human beings. The college also helped to inculcate values among them and enriched every sphere of their life. They proudly confessed that the college motivated and developed their confidence by various activities. They acknowledged the contribution of the college in developing their communication, leadership qualities, social commitment and responsibilities. They became social and built lifelong relationships only because of the college. The Alumni firmly stated that the college has provided those wings with which they can fly high to pursue their goals. They gave credit to the college for their present position in life.

Thirty responses were online collected from the alumni belonging to Arts, Commerce and Science stream. Some of the alumni have been contributing to the society as a professor, teachers, government servant, managers, Anganwadi Sevika etc.

Feedback regarding the curriculum was collected by giving questionnaire on the curriculum. Following are responses

1. Curriculum prescribed for the college during your term in the college.
Excellent: 50% Good: 46.66% Average: 00% Poor: 3.33%
2. *Quality of education imparted in the college.*
Excellent: 50% Good: 46.66% Average: 10% Poor: 3.33%
3. *Course content delivery.*
Excellent: 50% Good: 36.66% Average: 10% Poor: 3.33%
4. *Course curriculum for fulfilling your expectation.*
Excellent: 40% Good: 53.33% Average: 6.6% Poor: 00%
5. *Academic initiatives taken by the college to bridge gap between the industry and academia?*
Excellent: 33.33% Good: 43.33% Average: 23.33% Poor: 00%
6. *New skill learnt in the due course of your study (other than syllabus)*
Excellent: 33.33% Good: 56.66% Average: 10% Poor: 00%

7. *Relevance of your degree to your present job.*

Excellent: 56.66% Good: 3.33% Average: 6.66% Poor: 3.33%

8. *Academic initiatives taken by the college to improve your competence as students? Innovative teaching – Learning.*

Methodology, Seminars, Workshops, Project, Study Tour, etc.

Excellent: 50% Good: 50% Average: 00% Poor: 00%

9. *Development activities organized by the college for your overall development?*

Excellent: 40% Good: 46.953.33% Average: 6.66% Poor: 00%

10. *Motivation created by the syllabus to pursue post-graduation /research in a particular topic?*

Excellent: 60% Good: 30% Average: 6.66% Poor: 3.33%

Best experience and remarkable memory:

The alumni recollect the friendly teachers and homely atmosphere of the college. They miss the college days, activities and sports events. They do not forget the warmth of relations between students and teachers.

Suggestions:

The following suggestions can be deduced from the analysis of alumni feedback

- More alumni involvement in college events.
- Improvement in canteen.
- RO WATER for drinking.
- WI-FI connectivity campus
- Library should be enriched with new books.

Action Taken Report

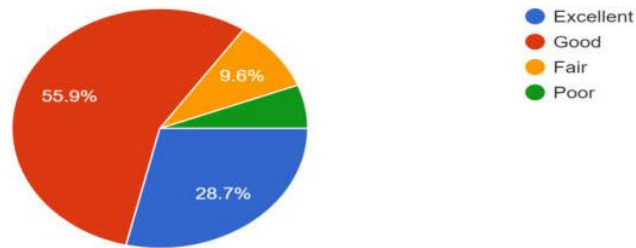
- The college has been taking steps to enhance participation of alumni in college activities and events.
- The college contemplating to avail assistance of alumni in annual gathering.
- The college has installed RO water system.
- The college provided WI-FI connectivity in the campus.
- College library is updated by new books.

Alumni Association Committee

1. Dr. Y. S. Solanke
2. Dr. K. V. Dhawale
3. Prof. S. A. Damhare
4. Dr. S. P. Akhare

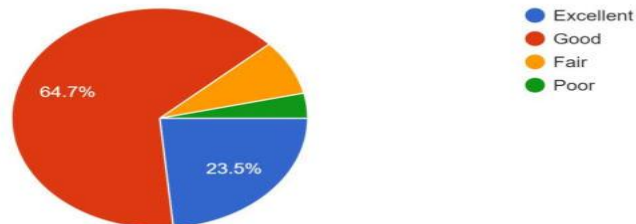
How do you rate the ambience (atmosphere) of the college for effective delivery of the academic process ?

136 responses



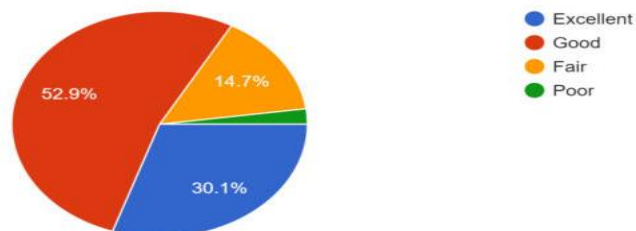
How do you rate the outcomes of your wards has achieved from the course ?

136 responses



How do you rate the treatment of the students by the faculty irrespective of the background of the students in teaching and evaluation ?

136 responses




Principal
Mungseji Maharaj Mahavidyalaya
Darwaha Dist. Yavatmal